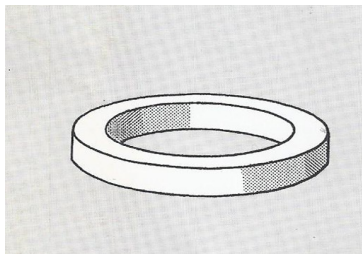


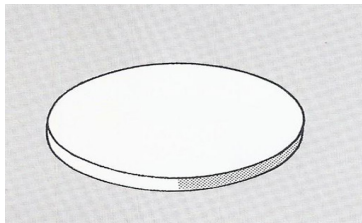
HILLEMMEIR

Ausgleichsringe



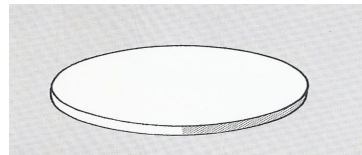
DN	BH	KG
625	40	17
625	60	26
625	80	34
625	100	42
625	150	63
625	200	84

Konus-Abdeckungen



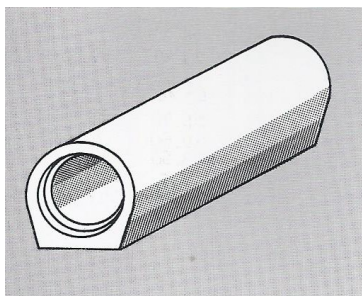
DN	BH	KG
625	80	begehbar 80
625	80	Göbeldeckel 5 to. 100
625	12	Begu-Abdeck. Kl. B, 15 to. 103
625	16	Begu-Abdeck. Kl. D, 40 to. 250

Betondeckel für Schachtringe



DN	BH	KG
600	80	80
800	80	85
1000	100	geteilt 150

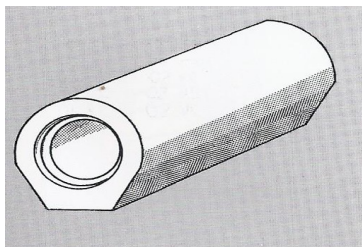
Betonrohre



DN	BL	KG
100	1000	28
150	1000	40
200	1000	58
250	1000	80
300	1000	115
400	1000	175
500	1000	265
600	1000	350
800	1000	615
1000	1000	960
1200	1000	1200

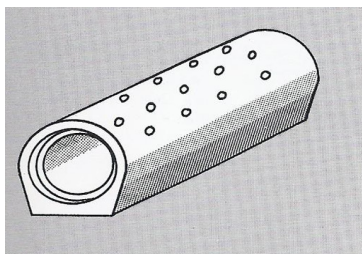
HILLEMMEIR

Beton - Schwerlastrohre



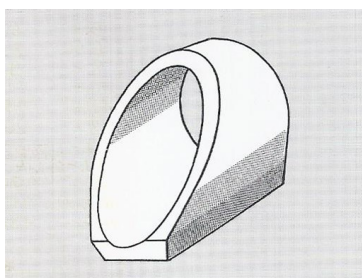
DN	BL	KG
300	1000	168
400	1000	315
500	1000	450
600	1000	600
800	1000	1050
1000	1000	1600

Betonrohre gelocht



DN	BL	KG
150	1000	168
200	1000	315
300	1000	450
Nur auf Anfrage!!!		

Böschungsstücke



DN	KG
300	80
400	120
500	190
600	300
800	450
1000	800
1200	1100